

**STATE OF MAINE - CITY OF SACO
STATE PRIMARY & RSU #23 BUDGET VALIDATION REFERENDUM ELECTION**

Unofficial Results

JUNE 12, 2012

Unofficial R

Note: Only declared write-In candidates are listed in these results.

DEMOCRATIC PARTY

UNITED STATES SENATOR	WARD 1	WARD 2	WARD 3	WARD 4	WARD 5	WARD 6	WARD 7
DILL, CYNTHIA ANN	98	59	65	125	66	66	54
DUNLAP, MATTHEW G.	73	38	26	63	57	58	30
HINCK, JON	24	19	14	35	29	28	26
POLLARD, JUSTIN BENJAMIN	33	27	15	25	37	16	28
TOTAL	38	143	120	248	189	168	138

REP. TO CONGRESS - DIST. 1	WARD 1	WARD 2	WARD 3	WARD 4	WARD 5	WARD 6	WARD 7
PINGREE, CHELLIE	239	144	124	263	188	172	137
TOTAL	239	144	124	263	188	172	137

STATE SENATOR - DIST. 5	WARD 1	WARD 2	WARD 3	WARD 4	WARD 5	WARD 6	WARD 7
PILON, DONALD E.	53	52	56	100	53	80	39
VALENTINO, LINDA M.	211	111	80	195	160	116	115
TOTAL	264	163	136	295	213	196	154

REP. TO THE LEGISLATURE - DIST. 133	WARD 1	WARD 2	WARD 3	WARD 4	WARD 5	WARD 6	WARD 7
HOBBS, BARRY J.	0	0	89	267	19	164	73
TOTAL	0	0	89	267	19	164	73

REP. TO THE LEGISLATURE - DIST. 134	WARD 1	WARD 2	WARD 3	WARD 4	WARD 5	WARD 6	WARD 7
CHENETTE, JUSTIN MARK	183	121	31	0	146	0	62
LUNDH-GAY, SONYA D.	69	39	9	0	30	0	7
TOTAL	252	160	40	0	176	0	69

JUDGE OF PROBATE	WARD 1	WARD 2	WARD 3	WARD 4	WARD 5	WARD 6	WARD 7
BAILEY, DONNA A.	229	144	124	257	180	172	135
TOTAL	229	144	124	257	180	172	135

REGISTER OF PROBATE	WARD 1	WARD 2	WARD 3	WARD 4	WARD 5	WARD 6	WARD 7
NO DECLARED WRITE-INS	0	0	0	0	0	0	0
TOTAL	0	0	0	0	0	0	0

STATE PRIMARY & RSU #23 BUDGET VALIDATION REFERENDUM ELECTION

Unofficial Results

JUNE 12, 2012

Unofficial R

REPUBLICAN PARTY

UNITED STATES SENATOR	WARD 1	WARD 2	WARD 3	WARD 4	WARD 5	WARD 6	WARD 7
BENNETT, RICHARD A.	16	15	8	30	17	18	14
D'AMBOISE, L. SCOTT	12	7	5	5	12	2	4
PLOWMAN, DEBRA D.	5	3	5	5	5	0	1
POLIQVIN, BRUCE L.	16	20	4	22	11	4	5
SCHNEIDER, WILLIAM J.	14	8	12	16	10	7	12
SUMMERS, CHARLES E. JR.	94	80	50	134	61	45	50
STODDARD, MICHAEL - WRITE-IN	5	4	2	1	0	0	1
TOTAL	162	137	86	213	116	76	87

REP. TO CONGRESS - DIST. 1	WARD 1	WARD 2	WARD 3	WARD 4	WARD 5	WARD 6	WARD 7
CALDER, PATRICK D.	54	49	35	66	43	31	20
COURTNEY, JONATHAN T.E.	85	74	37	104	53	38	50
TOTAL	139	123	72	170	96	69	70

STATE SENATOR - DIST. 5	WARD 1	WARD 2	WARD 3	WARD 4	WARD 5	WARD 6	WARD 7
SEVIGNY, TIMOTHY NORMAN	141	120	86	185	99	64	68
TOTAL	141	120	86	185	99	64	68

REP. TO THE LEGISLATURE - DIST. 133	WARD 1	WARD 2	WARD 3	WARD 4	WARD 5	WARD 6	WARD 7
KOUZOUNAS, DEMITROULA	0	0	69	192	13	66	32
TOTAL	0	0	69	192	13	66	32

REP. TO THE LEGISLATURE - DIST. 134	WARD 1	WARD 2	WARD 3	WARD 4	WARD 5	WARD 6	WARD 7
DOUCETTE, MARIE D.	139	124	17	0	87	0	42
TOTAL	139	124	17	0	87	0	42

JUDGE OF PROBATE	WARD 1	WARD 2	WARD 3	WARD 4	WARD 5	WARD 6	WARD 7
NO DECLARED WRITE-IN	0	0	0	0	0	0	0
TOTAL	0	0	0	0	0	0	0

REGISTER OF PROBATE	WARD 1	WARD 2	WARD 3	WARD 4	WARD 5	WARD 6	WARD 7
LOVEJOY, CAROL J.	128	112	81	179	90	64	68
TOTAL	128	112	81	179	90	64	68

GREEN INDEPENDENT PARTY

UNITED STATES SENATOR

NO DECLARED WRITE-IN

TOTAL

<u>WARD 1</u>	<u>WARD 2</u>	<u>WARD 3</u>	<u>WARD 4</u>	<u>WARD 5</u>	<u>WARD 6</u>	<u>WARD 7</u>
0	0	0	0	0	0	0
0	0	0	0	0	0	0

REP. TO CONGRESS - DIST. 1

NO DECLARED WRITE-IN

TOTAL

<u>WARD 1</u>	<u>WARD 2</u>	<u>WARD 3</u>	<u>WARD 4</u>	<u>WARD 5</u>	<u>WARD 6</u>	<u>WARD 7</u>
0	0	0	0	0	0	0
0	0	0	0	0	0	0

STATE SENATOR - DIST. 5

NO DECLARED WRITE-IN

TOTAL

<u>WARD 1</u>	<u>WARD 2</u>	<u>WARD 3</u>	<u>WARD 4</u>	<u>WARD 5</u>	<u>WARD 6</u>	<u>WARD 7</u>
0	0	0	0	0	0	0
0	0	0	0	0	0	0

REP. TO THE LEGISLATURE - DIST. 133

NO DECLARED WRITE-IN

TOTAL

<u>WARD 1</u>	<u>WARD 2</u>	<u>WARD 3</u>	<u>WARD 4</u>	<u>WARD 5</u>	<u>WARD 6</u>	<u>WARD 7</u>
0	0	0	0	0	0	0
0	0	0	0	0	0	0

REP. TO THE LEGISLATURE - DIST. 134

NO DECLARED WRITE-IN

TOTAL

<u>WARD 1</u>	<u>WARD 2</u>	<u>WARD 3</u>	<u>WARD 4</u>	<u>WARD 5</u>	<u>WARD 6</u>	<u>WARD 7</u>
0	0	0	0	0	0	0
0	0	0	0	0	0	0

JUDGE OF PROBATE

NO DECLARED WRITE-IN

TOTAL

<u>WARD 1</u>	<u>WARD 2</u>	<u>WARD 3</u>	<u>WARD 4</u>	<u>WARD 5</u>	<u>WARD 6</u>	<u>WARD 7</u>
0	0	0	0	0	0	0
0	0	0	0	0	0	0

REGISTER OF PROBATE

NO DECLARED WRITE-INS

TOTAL

<u>WARD 1</u>	<u>WARD 2</u>	<u>WARD 3</u>	<u>WARD 4</u>	<u>WARD 5</u>	<u>WARD 6</u>	<u>WARD 7</u>
0	0	0	0	0	0	0
0	0	0	0	0	0	0

**STATE OF MAINE - CITY OF SACO
STATE PRIMARY & RSU #23 BUDGET VALIDATION REFERENDUM ELECTION**

REGIONAL SCHOOL UNIT NO. 23 BUDGET VALIDATION REFERENDUM

REFERENDUM QUESTION 1

Do you favor approving the Regional School Unit 23 budget for the upcoming school year that was adopted at the latest Regional School Unit budget meeting?

	<u>WARD 1</u>	<u>WARD 2</u>	<u>WARD 3</u>	<u>WARD 4</u>	<u>WARD 5</u>	<u>WARD 6</u>	<u>WARD 7</u>
YES	141	102	100	188	123	110	120
NO	371	267	179	398	269	190	168
TOTAL	512	369	279	586	392	300	288

NOTICE OF AMOUNTS ADOPTED AT BUDGET MEETING
REGIONAL SCHOOL UNIT NO. 23
INFORMATION FOR VOTERS AT BUDGET VALIDATION REFERENDUM

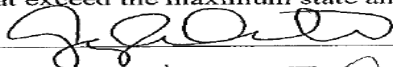


TO: Municipal Clerks of the City of Saco and the Towns of Dayton and Old Orchard Beach, State of Maine



In the name of the State of Maine and pursuant to 20-A M.R.S. §1486(2) you are hereby directed to display this Notice of Amounts Adopted at Budget Meeting at the polling places within your respective municipalities to assist the voters of Regional School Unit No. 23 in voting at the budget validation referendum to be held on June 12, 2012 for the purpose of determining if the Regional School Unit budget for the 2012-2013 fiscal year that was adopted at the Regional School Unit budget meeting on May 15, 2012 should be approved.

Cost Center Summary Budget Category	Amount Recommended by School Board	Amount Approved by Voters at the Budget Meeting*
Regular Instruction	\$24,945,449.45	\$ 24,955,449.45
Special Education	\$7,454,464.63	\$ 7,454,464.63
Career and Technical Education	\$0.00	\$ 0
Other Instruction	\$527,473.39	\$ 527,473.39
Student and Staff Support	\$2,281,772.29	\$ 2,281,772.29
System Administration	\$776,075.04	\$ 776,075.04
School Administration	\$1,765,833.54	\$ 1,846,833.54
Transportation and Buses	\$1,795,538.22	\$ 1,795,538.22
Facilities Maintenance	\$3,514,911.11	\$ 3,514,911.11
Debt Service and Other Commitments	\$444,109.17	\$ 444,109.17
All Other Expenditures	\$0.00	\$ 0
Summary of Total Authorized General Fund Expenditures:	\$43,505,626.84	\$ 43,594,626.84

*Amounts to be completed by Superintendent of Schools under authority of School Board

The amount approved at the Regional School Unit budget meeting includes locally raised funds that exceed the maximum state and local spending target pursuant to 20-A M.R.S. §15671-A(5).


Ben Johnson

Jan Colby

Suzanne E. Whelan


Patrick Phillips

Jan

A majority of the School Board of Regional School Unit No. 23

May 15, 2012


Patrick Phillips, Superintendent of Schools

Results

TOTAL
533
345
175
181

1044

TOTAL
1267

1267

TOTAL
433
988

1421

TOTAL
612

612

TOTAL
543
154

697

TOTAL
1241

1241

TOTAL
0

0

Results

TOTAL
118
47
24
82
79
514
13

877

TOTAL
298
441

739

TOTAL
763

763

TOTAL
372

372

TOTAL
409

409

TOTAL
0

0

TOTAL

722

Results

TOTAL
0
—
0

TOTAL
0
—
0

TOTAL
0
—
0

TOTAL
0
—
0

TOTAL
0
—
0

TOTAL
0
—
0

TOTAL
0
—
0

Results

TOTAL
884
1842

2726